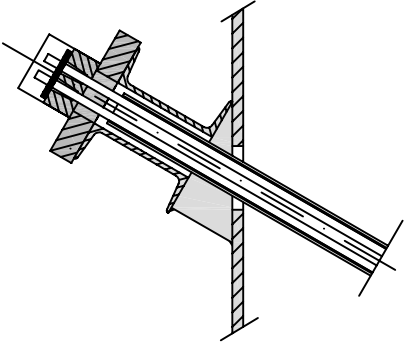
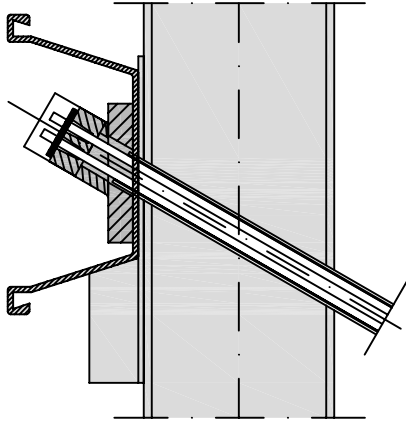
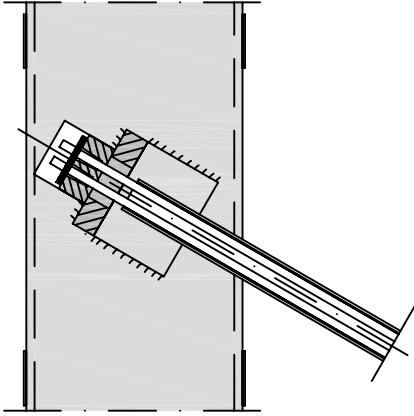
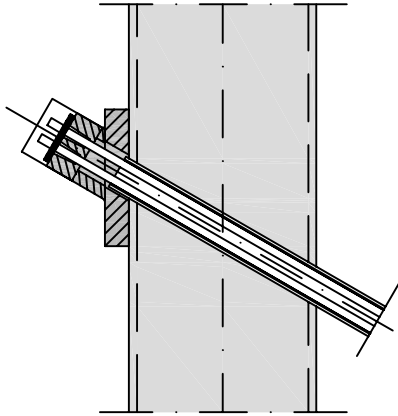
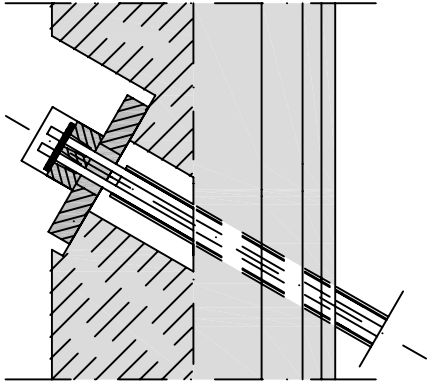
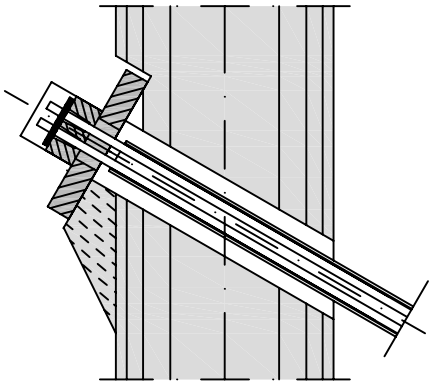


**SUSPA Strand Anchors according to approval Z-20.1-53**  
**Design examples for temporary anchor head constructions**

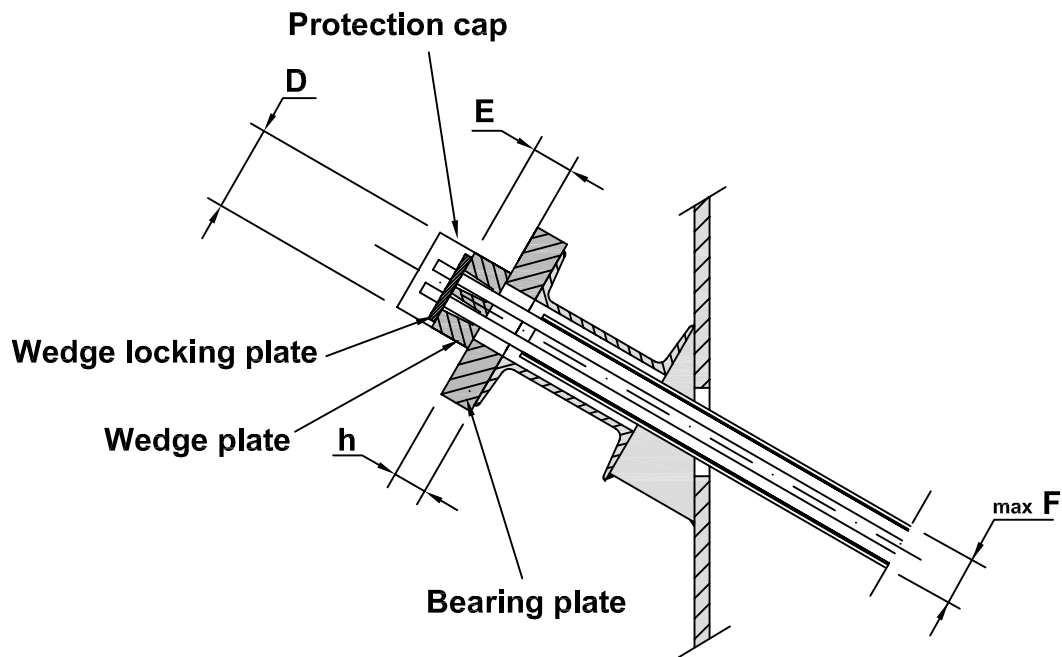
<p>Load bearing construction on <math>\llcorner</math> waling</p>	<p>K1</p>	<p>Sheet pile waling with angle compensation</p>	<p>K2</p>
			
<p>Bearing in recess for interpile sheeting ( <math>\llcorner = 400 \text{ mm}</math> )</p>	<p>K3</p>	<p>Upset anchor head for interpile sheeting <math>\llcorner</math> with angle compensation</p>	<p>K4</p>
			
<p>Anchor head for bored pile, full cut</p>	<p>K5</p>	<p>Anchor head for bored pile, part cut</p>	<p>K6</p>
			

SUSPA Strand Anchor  
Temporary Anchor

07.08

K1

Load bearing construction on ][ waling



Anchor type	max. prestressing force $\beta_s=1,75$ [kN]	Wedge plate D [mm] E [mm]	Bearing plate A x B [mm] h [mm]	$\varnothing$ [mm]	max F [mm]
6/2	251	90 50	195/195 35	58	120
6/3	377	95 50	195/195 35	58	120
6/4	502	110 55	255/255 45	72	143
6/5	628	135 60	255/255 45	86	143
6/6	754	135 60	300/300 50	86	143
6/7	879	135 60	300/300 50	86	143
6/8	1005	155 65	300/300 50	112	143
6/9	1130	155 65	300/300 50	112	143
6/10	1256	170 75	340/340 50	120	143
6/11	1382	170 75	340/340 50	120	143
6/12	1508	170 75	340/340 50	120	150

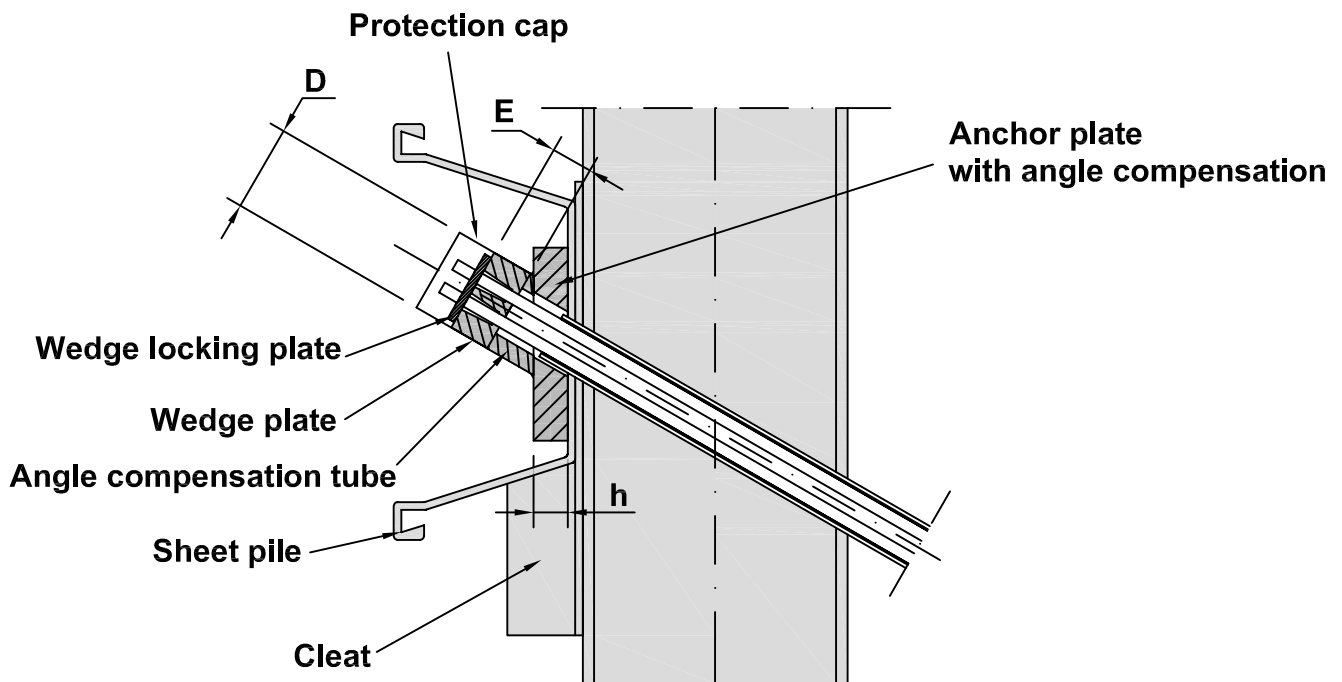
Design example without commitment, see German technical approval Z-20.1-53

SUSPA Strand Anchor  
Temporary Anchor

07.08

K2

Sheet pile waling with angle compensation



Anchor type	max. prestressing force $\beta_s=1,75$ [kN]	Wedge plate D [mm] E [mm]	Bearing plate A x B [mm] h [mm]	$\emptyset$ [mm]	Angle compensation tube [mm]
6/2	251	90 50	195/195 35	58	108/20
6/3	377	95 50	195/195 35	58	108/20
6/4	502	110 55	255/255 45	72	114.3/20
6/5	628	135 60	255/255 45	86	139.7/25
6/6	754	135 60	300/300 50	86	139.7/25
6/7	879	135 60	300/300 50	86	139.7/25
6/8	1005	155 65	300/300 50	112	165.1/25
6/9	1130	155 65	300/300 50	112	165.1/25
6/10	1256	170 75	340/340 50	120	171.0/25
6/11	1382	170 75	340/340 50	120	171.0/25
6/12	1508	170 75	340/340 50	120	171.0/25

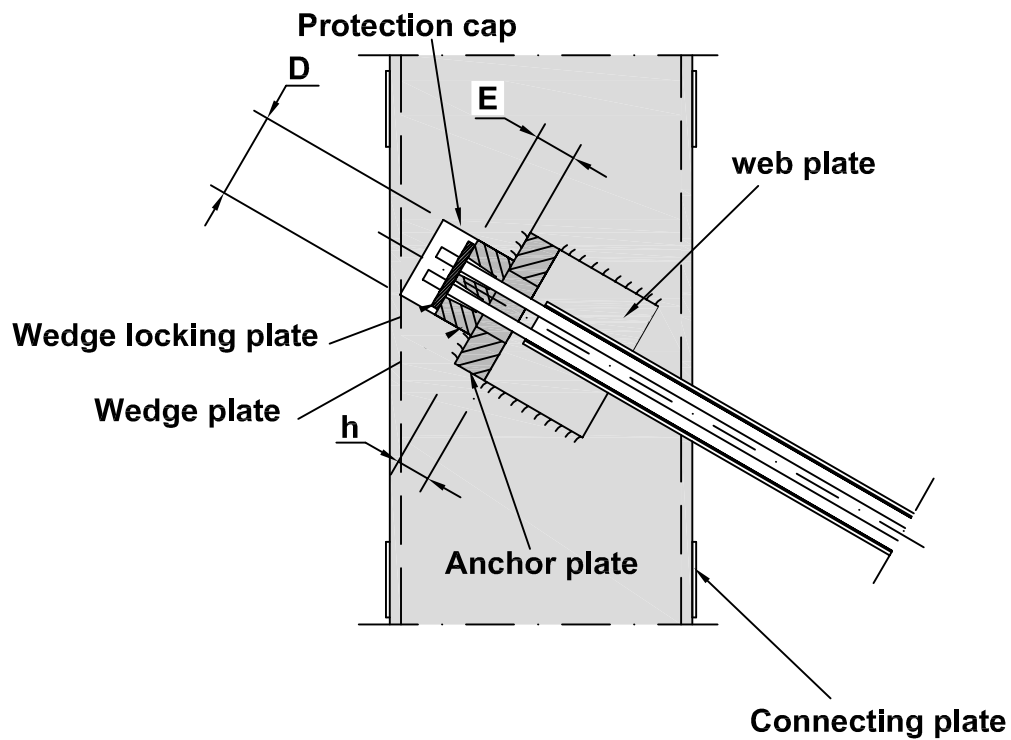
Design example without commitment, see German technical approval Z-20.1-53

SUSPA Strand Anchor  
Temporary Anchor

07.08

K3

Bearing in recess for interpile sheeting ( ] [ = 400mm)  
Distance between ] [ max F = 150mm



Anchor type	max. prestressing force $\beta_s=1,75$ [kN]	Wedge plate		Bearing plate		$\varnothing$ [mm]	max F [mm]
		D [mm]	E [mm]	A x B [mm]	h [mm]		
6/2	251	90	50	200/148	45	58	150
6/3	377	95	50	200/148	45	58	150
6/4	502	110	55	200/148	55	72	150
6/5	628	135	60	200/148	55	86	150
6/6	754	135	60	200/148	65	86	150
6/7	879	135	60	200/148	65	86	150

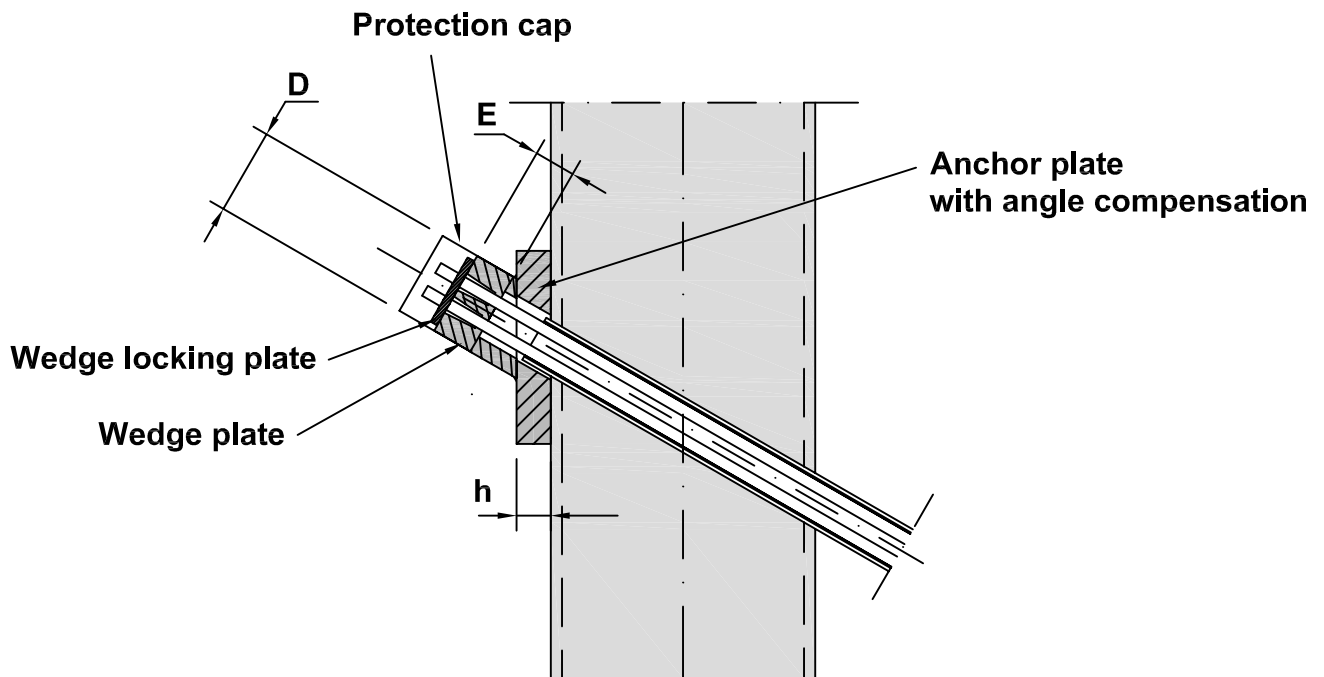
Design example without commitment, see German technical approval Z-20.1-53

SUSPA Strand Anchor  
Temporary Anchor

07.08

K4

Upset anchor head for interpile  
sheeting ] [ with angle compensation



Anchor type	max. prestressing force $\beta_s=1,75$ [kN]	Wedge plate D [mm]	E [mm]	Bearing plate A x B [mm]	h [mm]	$\varnothing$ [mm]	Angle compensation tube [mm]	max F [mm]
6/2	251	90	50	195/195	35	58	108/20	120
6/3	377	95	50	195/195	35	58	108/20	120
6/4	502	110	55	255/255	45	72	114.3/20	143
6/5	628	135	60	255/255	45	86	139.7/25	143
6/6	754	135	60	300/300	50	86	139.7/25	143
6/7	879	135	60	300/300	50	86	139.7/25	143
6/8	1005	155	65	300/300	50	112	165.1/25	143
6/9	1130	155	65	300/300	50	112	165.1/25	143
6/10	1256	170	75	340/340	50	120	171.0/25	143
6/11	1382	170	75	340/340	50	120	171.0/25	143
6/12	1508	170	75	340/340	50	120	171.0/25	150

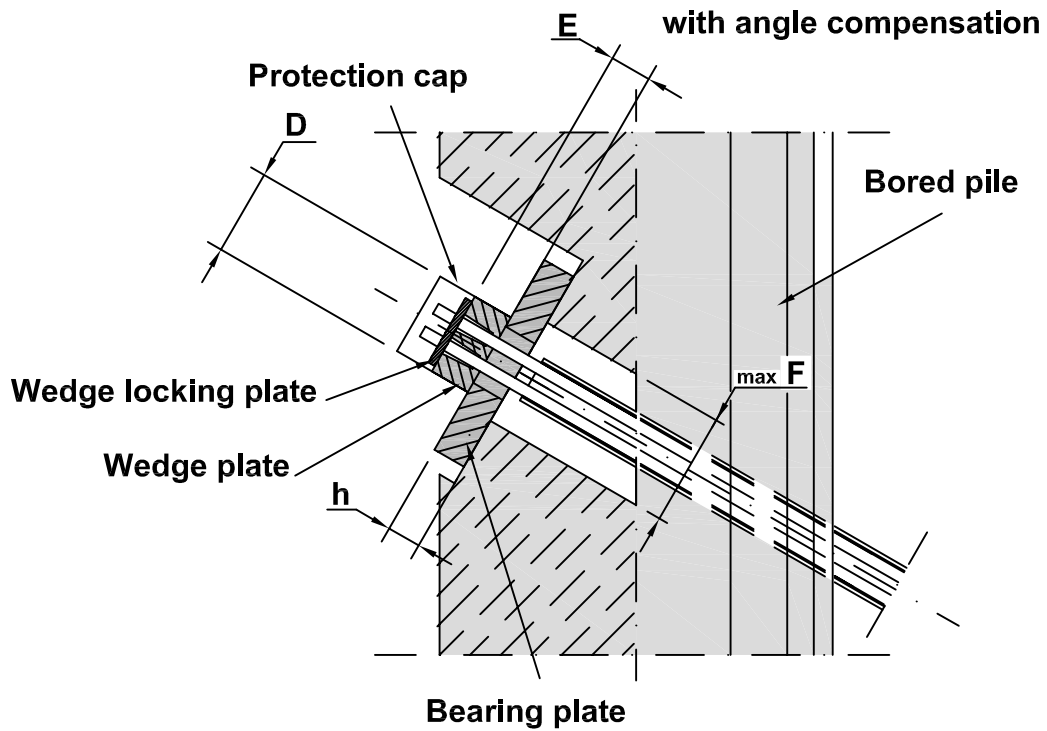
Design example without commitment, see German technical approval Z-20.1-53

SUSPA Strand Anchor  
Temporary Anchor

07.08

K5

Anchor head construction for bored pile - full cut



Anchor type	max. prestressing force $B_s=1,75$ [kN]	Wedge plate D [mm]    E [mm]	Bearing plate A x B [mm]    h [mm]	Ø [mm]	max F [mm]
6/2	251	90    50	220    35	58	120
6/3	377	95    50	220    35	58	120
6/4	502	110    55	290    45	72	143
6/5	628	135    60	290    45	86	143
6/6	754	135    60	340    50	86	143
6/7	879	135    60	340    50	86	143
6/8	1005	155    65	340    50	112	143
6/9	1130	155    65	340    50	112	143
6/10	1256	170    75	385    50	120	143
6/11	1382	170    75	385    50	120	143
6/12	1508	170    75	385    50	120	150

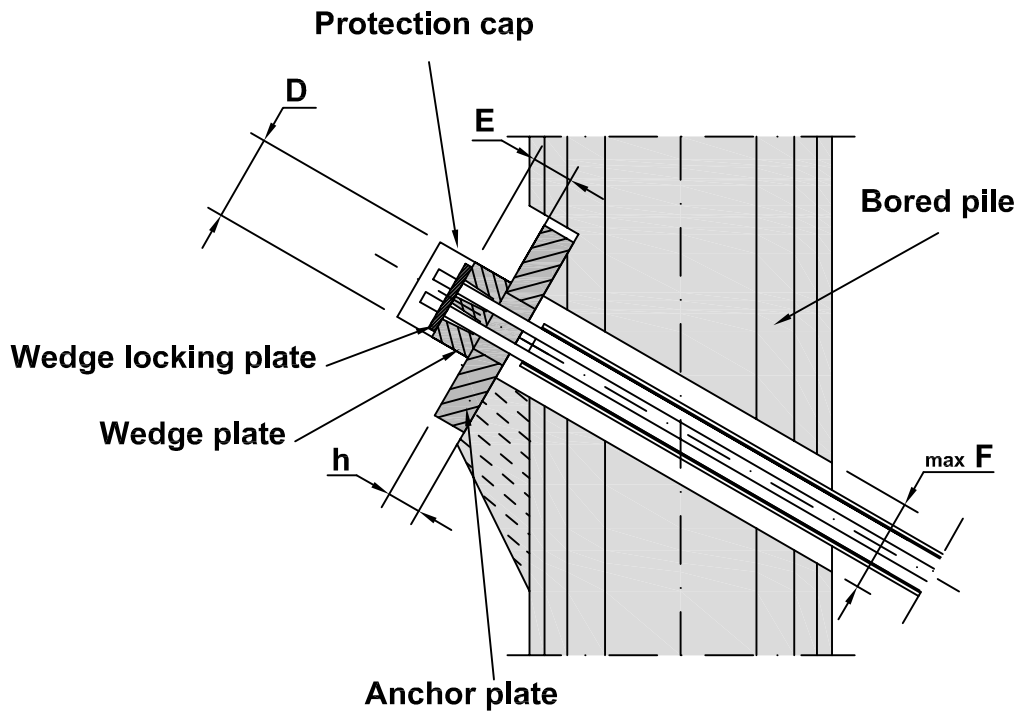
Design example without commitment, see German technical approval Z-20.1-53

SUSPA Strand Anchor  
Temporary Anchor

07.08

K6

Anchor head construction for bored pile - part cut



Anchor type	max. prestressing force $\beta_s=1,75$ [kN]	Wedge plate		Bearing plate		$\varnothing$ [mm]	max F [mm]
		D [mm]	E [mm]	A x B [mm]	h [mm]		
6/2	251	90	50	220	35	58	120
6/3	377	95	50	220	35	58	120
6/4	502	110	55	290	45	72	143
6/5	628	135	60	290	45	86	143
6/6	754	135	60	340	50	86	143
6/7	879	135	60	340	50	86	143
6/8	1005	155	65	340	50	112	143
6/9	1130	155	65	340	50	112	143
6/10	1256	170	75	385	50	120	143
6/11	1382	170	75	385	50	120	143
6/12	1508	170	75	385	50	120	150

Design example without commitment, see German technical approval Z-20.1-53